

---

*Trouble shooting Pac Food's VS305 vacuum sealer: Lid Not Releasing*

---



*Before commencing make sure the unit is not connected to the power.*

Issue – Lid not releasing:

Check the extraction port is clear and not blocked



The large valve controlling sealing and releasing may need to be replaced

Remove screws at either end of lid



Remove lid



Remove two screws at the front




Remove 5 screws at the rear




Lift top housing cover carefully




Lift cover; please be aware of cables connected to control board




The large valve circled below may need to be checked or replaced



If the large valve needs to be replaced remove hoses indicated below




Remove connector indicated on control board.



Replace the large valve and follow the above steps to re-assemble the machine

In emergency cases if the machine is required to be used urgently the large valve may be cleaned out as below:

Remove the 4 Phillips Head screws:




Wipe down / clean and then lubricate with CRC or WD40: (Don't use silicon spray it may swell the seals)

A: Cavity

B: Spring

C: Rod

Then re-install.



All parts are available to purchase by contacting Pac Food:

Phone: 1800 823 200

Email: [info@pacfood.com.au](mailto:info@pacfood.com.au)